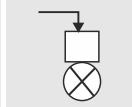
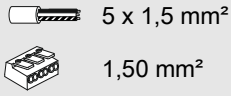


INSTRUCTION

Turia L
672415.003.04

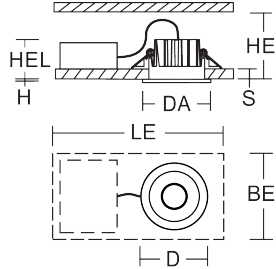



~ 220 - 240 V 50/60 Hz IP 20 IK03



Dauerschaltung / maintained
=> 0 °C ... + 35 °C
Bereitschaftsschaltung / non
maintained
=> 0 °C ... + 35 °C

3 h
 NiMH
2,4 V - 4,5 Ah



D 62, H 3, HEL 42



DA 54-68, HE 76-162,
S 1-35, LE 320, BE 80



420 g

| | | | | | | |
|---------|-------------|--------|-------------|-----------|--|--|
| | Φ [lm] | P [W] | Φ [lm] | P | | |
| LED | 220 | 5,2 | 150 | 1 x 1,8 W | | |
| CCT [K] | CRI | RG | EEK | | | |
| 6500 | 70 | RG 1 | F | | | |
| | | | | | | |

0,12 A / 5000 μ s





Allgemeine Sicherheitshinweise

- Der elektrische Anschluss muss ordnungsgemäß nach geltenden Normen und den nationalen sowie internationalen Sicherheits- und Unfallverhütungsvorschriften erfolgen.
- Beschädigte Leuchten dürfen nicht betrieben werden.
- Keine Haftung für Schäden durch unsachgemäßen Einsatz.
- Bei Instandsetzung nur Originalteile verwenden.
- Tragfähigkeit der Decke und Befestigungselemente sicherstellen.

Betrieb der Leuchte

- Die unzulässigen Umgebungstemperaturen reduzieren die Lebensdauer der Leuchte, im Extremfall droht der Frühausfall.
- Zur Vermeidung von EMV-Problemen die Durchgangsverdrahtung nicht entlang der Leuchtenverdrahtung führen.
- Steuereingänge von dimmbaren Leuchten mit handelsüblichen für Netzspannung geeigneten Leitungen anschließen.

Manipulationen unserer Produkte sind unzulässig

Veränderung, Umarbeitung, Umkennzeichnung von Produkten sowie deren Verpackung sind unzulässig und verletzen u.a. unsere eingetragenen Warenzeichenrechte. Solche Modifikationen können technische Eigenschaften unserer Produkte negativ beeinflussen, diese zerstören und möglicherweise Folgeschäden an anderen Objekten verursachen. Für durch derartige Modifikationen verursachte Schäden kann der Hersteller in keinem Fall verantwortlich gemacht werden.



General Safety Information

- Electric connection must be appropriate according to all applicable standards and other national and international safety and accident prevention regulations.
- Damaged luminaires must not be operated.
- No liability is accepted for damages resulting from improper use.
- Use genuine parts only for repair.
- Ensure stability of the ceiling and fastening elements.

Operation of the luminaire


- Exceeding the permissible ambient temperature will reduce the luminaire's lifecycle, resulting in premature failure in extreme cases.
- Avoid ESD problems by not routing feed-through wiring directly along the wiring of the luminaire.
- Connect control inputs of dimmable luminaires with standard cables suitable for power supply voltage.

Manipulation of our products is not permitted


Modifications, reworking, re-labelling of products as well as their package is not permitted and infringes, amongst others, our registered trademark rights. Such modifications may affect technical properties of our products, damage them and possibly cause consequential damage to other objects. The manufacturer shall not be responsible under any circumstances for damage caused by such modifications.



Bei Fragen zu unseren Symbolen, besuchen Sie folgende Webseite:
If you have any questions about our signs, visit the following website:







https://www.rzb.de/fileadmin/assets/downloads/PDF/RZB_Symbolklaerung.pdf



EEK 



Dieses Produkt enthält eine Lichtquelle der Energieeffizienzklasse F entsprechend Verordnung (EU) 2019/2015

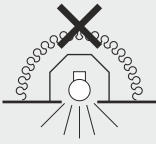
This product contains a light source of energy efficiency class F according to regulation (EU) No 2019/2015

 →  Jede zersprungene Schutzabdeckung ist zu ersetzen. DIN EN 60598

 →  Replace any cracked protective shield. IEC DIN EN 60598

  Die Lichtquelle dieser Leuchte darf nur vom Hersteller oder einem von ihm beauftragten Servicetechniker oder einer vergleichbar qualifizierten Person ersetzt werden. DIN EN 60598-1 / IEC 60598-1

  The light source contained in this luminaire shall only be replaced by the manufacturer or his service agent or a similar qualified person. DIN EN 60598-1 / IEC 60598-1


 Nicht zur Abdeckung mit Wärmedämm-Material geeignete Leuchten!

Not to be covered with thermal insulation material!



Zur Verwendung in Anlagen nach EN 50172 / DIN VDE 0108-100

For installation according to EN-50172 / DIN VDE 0108-100



Die Sicherheitsleuchten werden generell mit entladenen oder teilentladenen Akkus ausgeliefert und müssen für die volle Funktionstüchtigkeit die vorgegebene Inbetriebnahme durchlaufen.

The emergency luminaires are delivered with either discharged or only partially charged batteries and run through the specified commissioning before reaching their fully operability.



Einteilung Notleuchten

| | | | |
|---|----|-----|------|
| * | ** | *** | **** |
|---|----|-----|------|

Veränderungen am Auslieferungszustand der Leuchte sind gemäß DIN EN 60598-2-22 auf dem Typenschild zu kennzeichnen.

Classification Emergency Lighting

| | | | |
|---|----|-----|------|
| * | ** | *** | **** |
|---|----|-----|------|

Modifications to the delivery condition of the luminaire must be documented on the product label accordingly to IEC 60598-2-22.

| * | Typ (1-stellig) | Type (1-digit) |
|---|-----------------|----------------|
| X | Einzelbatterie | Self-Contained |
| Z | Zentralbatterie | Central Supply |

| ** | Betriebsart (1-stellig) | Operating Mode (1-digit) |
|----|--|--|
| 0 | Notleuchte Bereitschaftsschaltung | Emergency Lighting non-maintained |
| 1 | Notleuchte Dauerschaltung | Emergency Lighting maintained |
| 2 | Kombinierte Notleuchte Bereitschaftssch. | Combi. Emergency Lighting non-maintained |
| 3 | Kombinierte Notleuchte Dauerschaltung | Combined Emergency Lighting maintained |

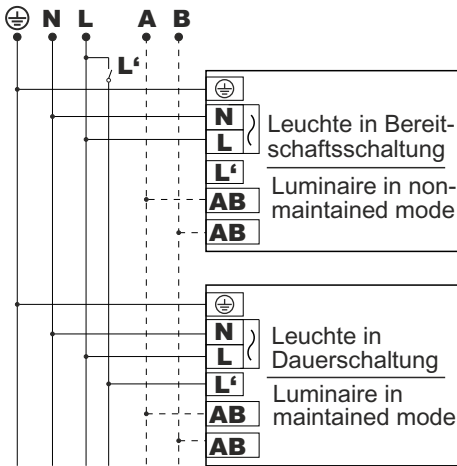
| *** | Einrichtungen (max. 7-stellig) | Installation (max. 7-digit) |
|-----|--|---------------------------------------|
| A | manuelle Prüfeinrichtung | Manual Test Device |
| B | Fernschalter für Ruhe-Zustand | Including Remote Rest Mode |
| C | Fernausschaltemöglichkeit | Including Inhibiting Mode |
| D | Arbeitsstätten m. besonderer Gefährdung | High-Risk Task-Area Luminaire |
| E | Lampe oder Batterie nicht austauschbar | With non-replaceable Lamps or Battery |
| F | automatische Prüfeinrichtung | Automatic Test Device |
| G | von innen beleuchtetes Sicherheitszeich. | Inside illuminated safety sign |

| **** | Betriebsdauer (2/3-stellig) (nur bei Einzelbatterie) | Duration Time (2/3-digit) (only for self-contained) |
|------|---|--|
| 60 | Betriebsdauer 60 Minuten | Duration Time 60 Minutes |
| 180 | Betriebsdauer 180 Minuten | Duration Time 180 Minutes |
| 480 | Betriebsdauer 480 Minuten | Duration Time 480 Minutes |



| HE [mm] S [mm] | [mm] | Ø 54 | Ø 68 |
|-------------------|------|------|------|
| 1 | | 102 | 76 |
| 12,5 | | 133 | 101 |
| 26 | | 154 | 125 |
| 35 | | 162 | 137 |





Anschlussplan / Wiring diagramm



| | | |
|----------------|--|--|
| ⊕ | Schutzleiter (SK I) Ground Wire (PC I) | |
| | N | Nullleiter Neutral Wire |
| L | Dauerphase Duration Wire | |
| | L' | Geschaltete Phase für Dauerschaltung Connected phase for maintained operation |
| Multidigit .04 | Kennzeichnung Marking | A B |
| | Standardsignal Standard signal | < 36V |
| | BUS-Leitungen können vertauscht werden! Connection wires may be interchanged! | |

MultiDigit

Funktionsanzeige LED / Indicator LED

| | | |
|--|---------------------------------------|--|
|  | - Grün Dauer / green continuously | - Netz vorhanden, Ladung OK / mains available, charging OK |
|  | - Aus / off | - Netz fehlt, defekte Notlichtelektronik / no mains available, faulty electronic |
|  | - Rot blinkend / red flashing (1Hz) | - Leuchtmittelfehler / lamp source failure |
|  | - Rot Dauer / red continuously | - Akkufehler / battery failure |

Kontrolle nach der Installation

30 Minuten nach der Inbetriebnahme muss die Status-LED grün leuchten. Wenn die LED nicht leuchtet, ist die Ladung durch fehlende Netzspannung, unterbrochene Leitung zum Akku oder defekte Ladeeinheit nicht gewährleistet.

Selbsttest

Alle Leuchten der Baureihe enthalten ein automatisches Testsystem und überprüfen sich eigenständig. Bei den Leuchten wird wöchentl. die Einsatzbereitschaft der Elektronik, der Lampe und des Akkus geprüft. Zusätzlich wird jährl. die Kapazität des Akkus durch Simulation des Netzausfalls gemessen. Der erste Kapazitätstest erfolgt 8 Tage nach der Installation oder einer Fehlerbehebung. Nach dem Selbsttest muss die Status LED kontrolliert werden.

Prüfungen

Einzelbatterieleuchten sind gemäß der Vorschriften am Montageort zu testen. Mängel sind sofort zu beheben. Prüfergebnisse sind im Prüfbuch zu dokumentieren.

Leuchten für die Überwachungssysteme MultiDigit, MWebplus und S63

Diese Leuchten besitzen serienmäßig eine Anschlussklemme für den BUS und werden vom Hersteller mit Seriennummern codiert. Die Adresse ist auf der Leuchte vermerkt. Die Sicherheitsleuchten dürfen nur durch Leuchten mit gleicher Adresse ausgetauscht werden.

Check after installation

30 minutes after start up must the green LED on. If the LED is off, it must be detected that the charging is not inhibited due to a missing voltage supply, due to a lineinterruption to the battery or due to a faulty electronic.

Automatic Test

All luminaires of this series are assembled with an automatic self test system, testing the luminaires independently. Weekly tested are the electronic system, the lamp and the battery. Additionally, every year the battery capacity is measured by simulating a mains power failure. The first capacity test is performed 8 days after installation or fault repair. The indicator LED must be checked after the first self-test.

Tests

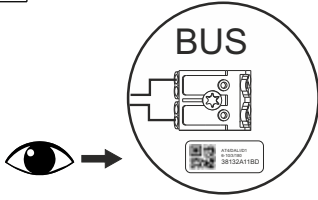
Self-contained luminaires had to tested at their mounting location in compliance with the regulations. Any defects have to be repaired immediately. Test results need to noted.

Luminaires for Monitoring Systems MultiDigit, MWebplus und S63

These Luminaires are assembled with a connecting terminal and are addressed with serial numbers. The number is indicated on the luminaire. Already addressed safety luminaires must be replaced only by safty luminaires with the same number.



1

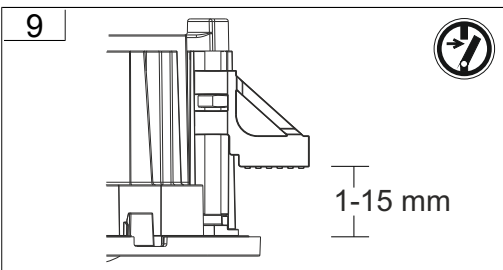
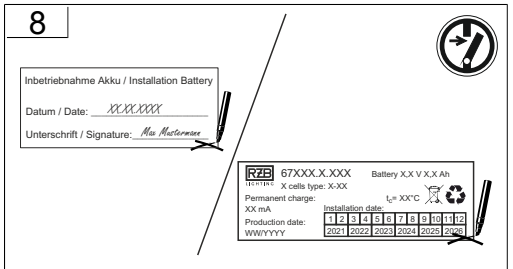
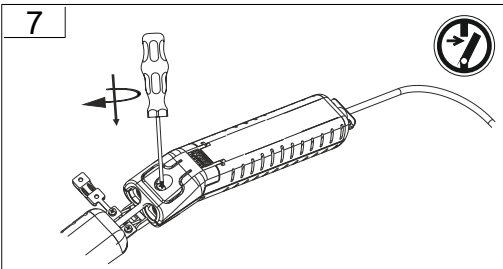
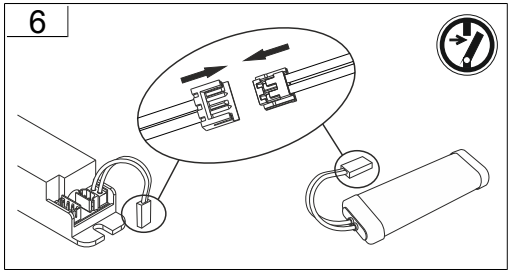
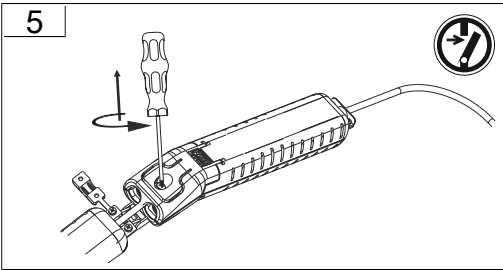
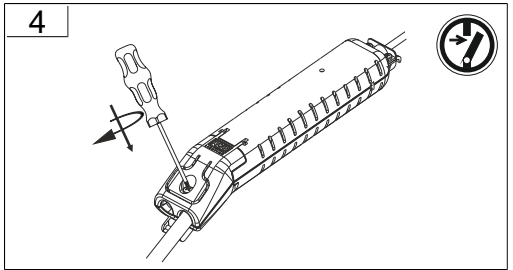
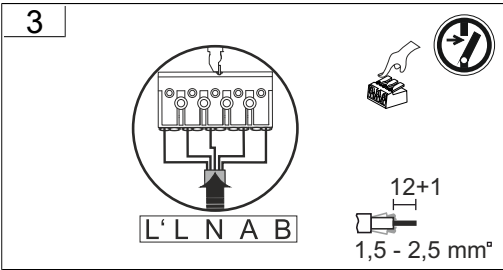
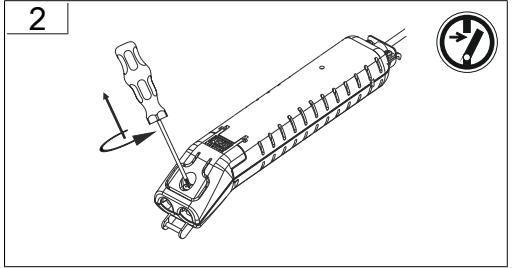
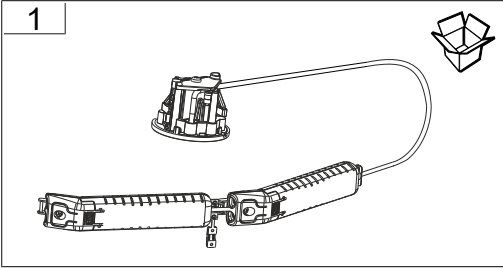


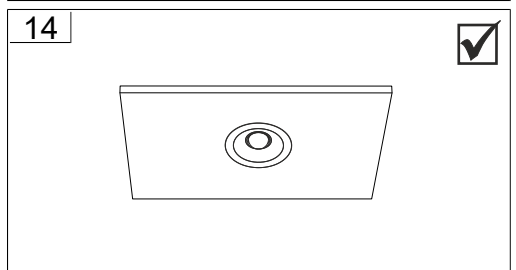
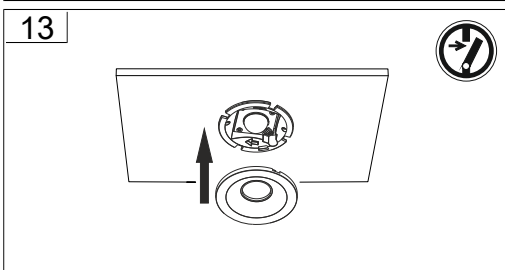
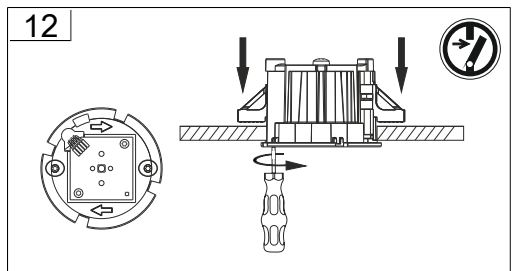
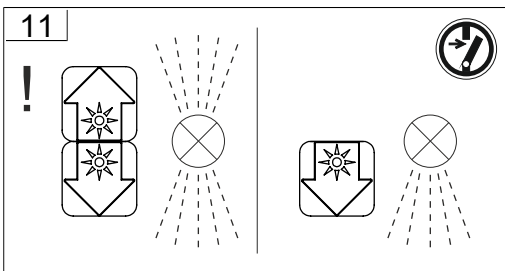
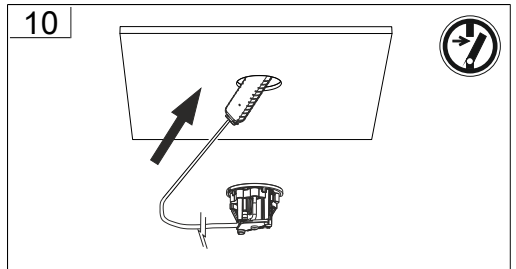
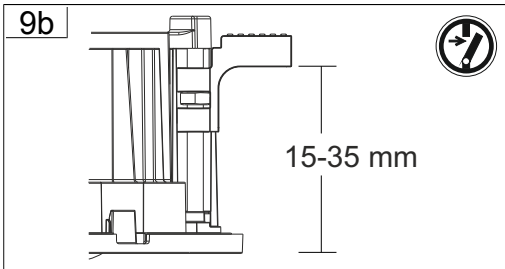
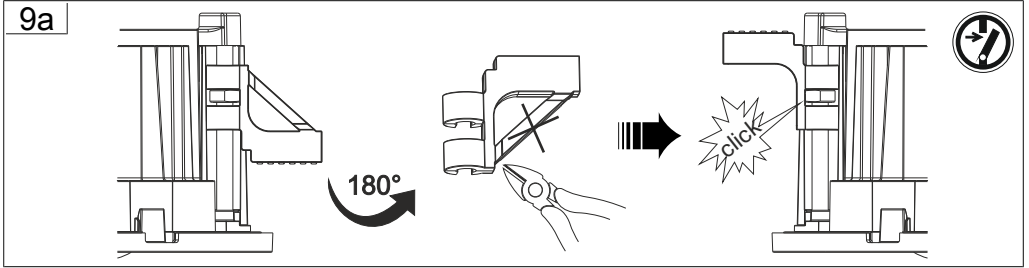
2

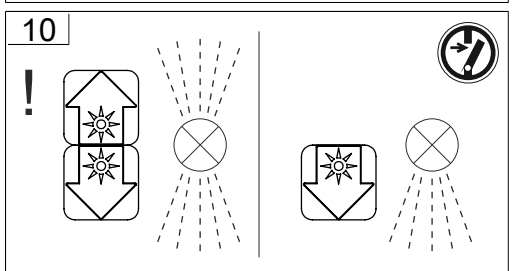
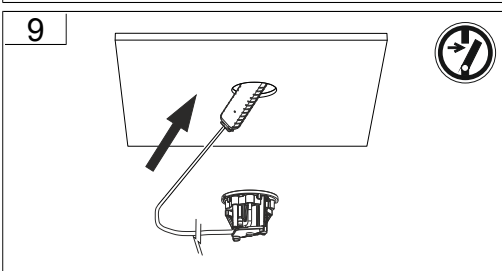
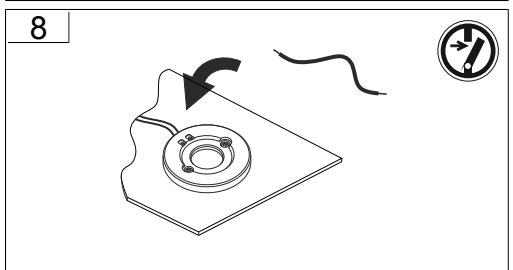
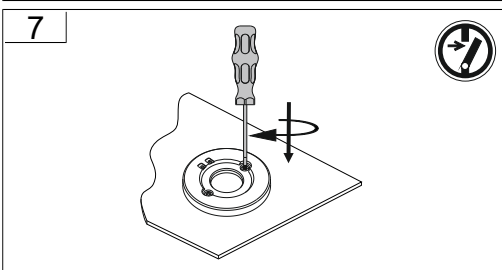
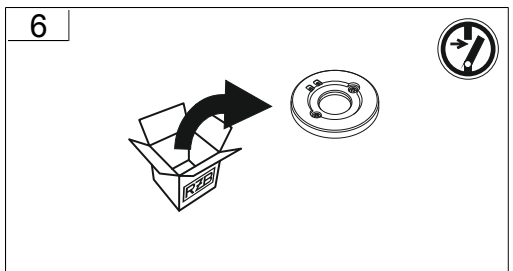
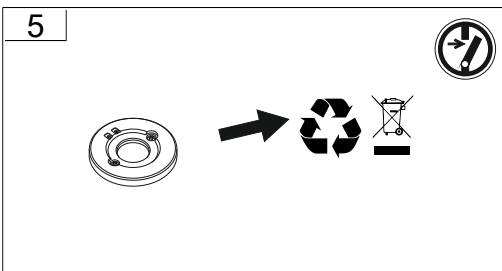
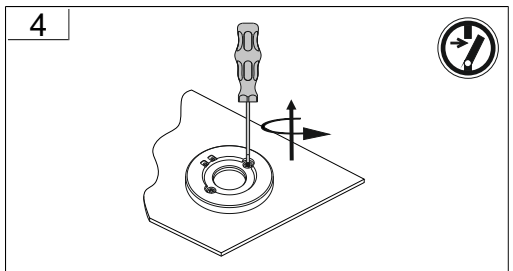
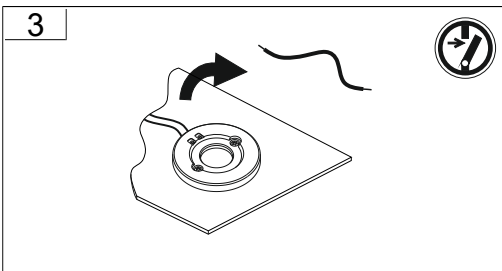
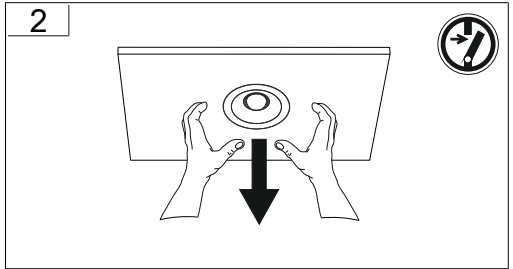
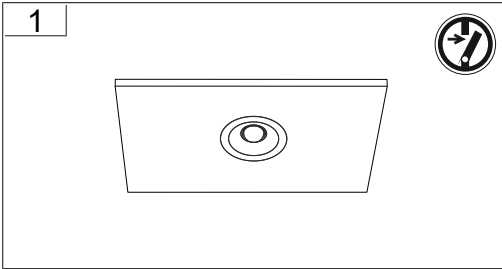
1x

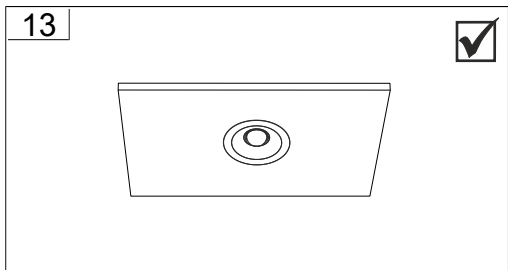
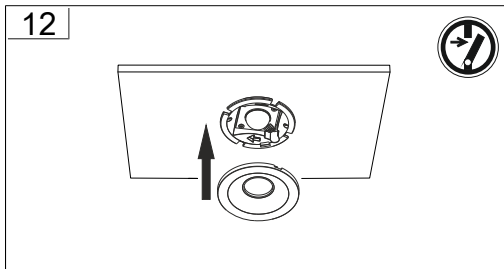
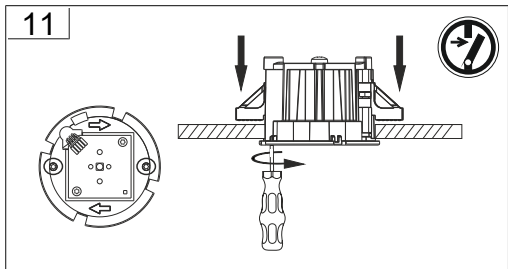


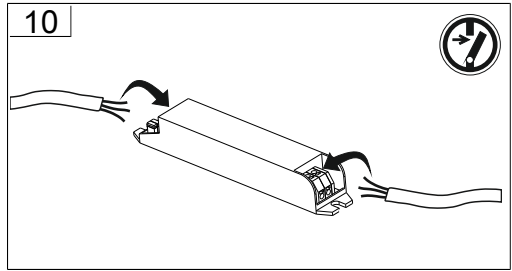
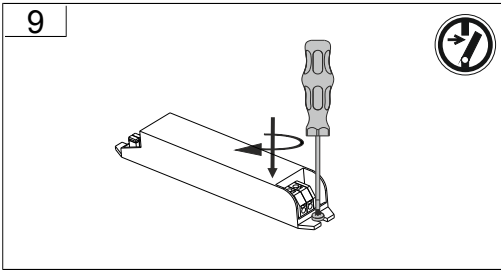
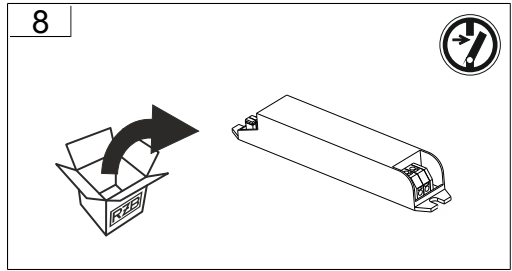
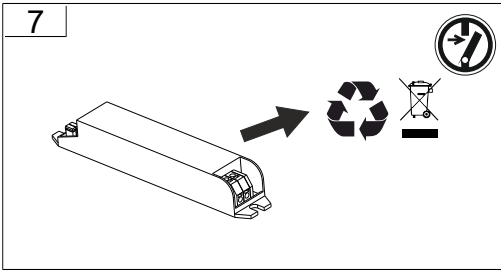
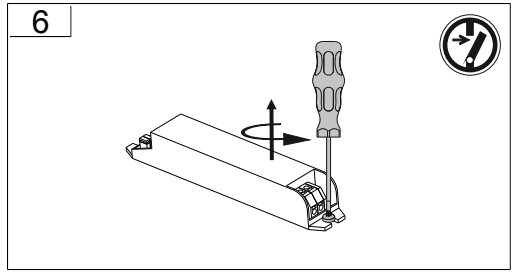
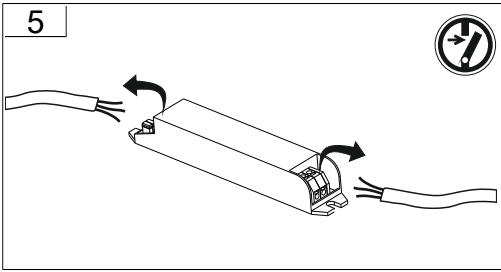
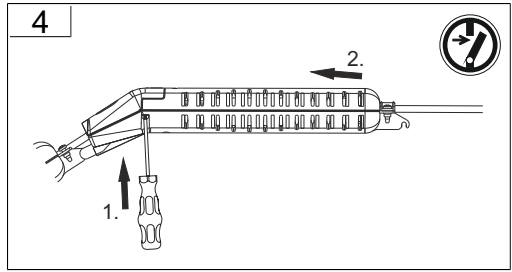
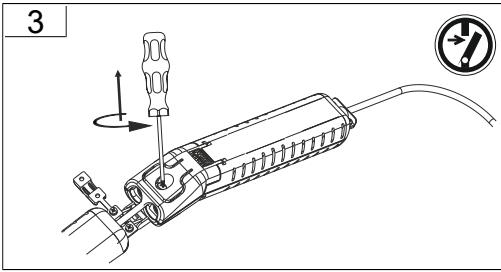
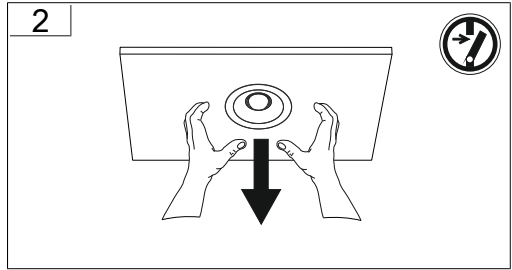
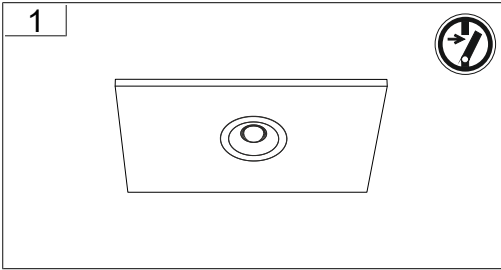
3

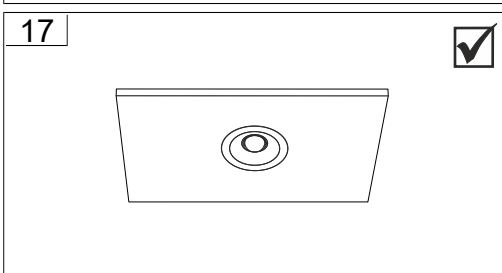
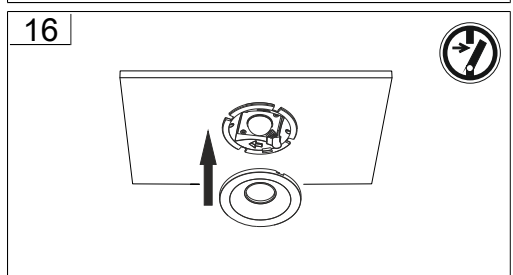
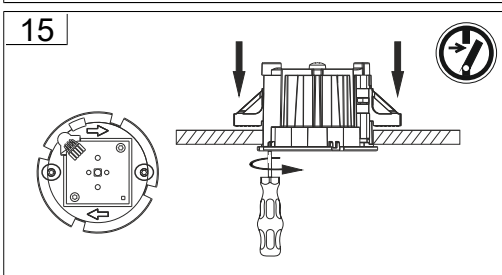
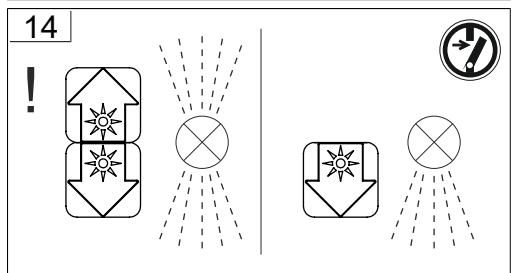
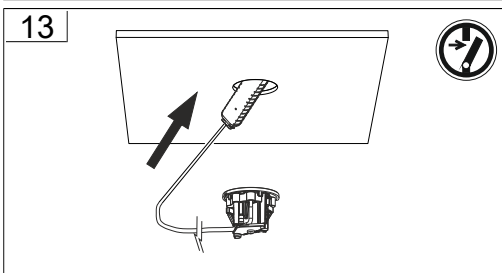
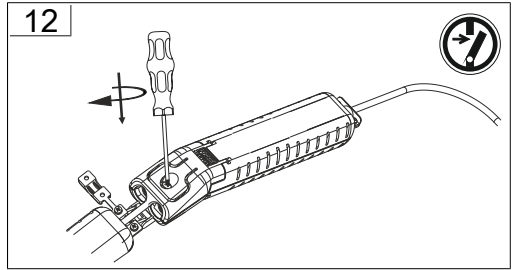
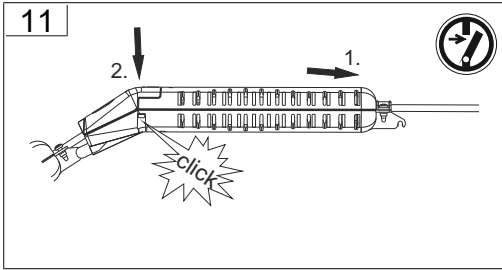


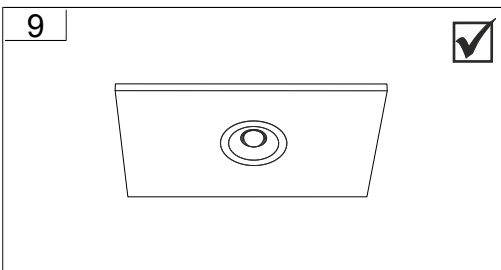
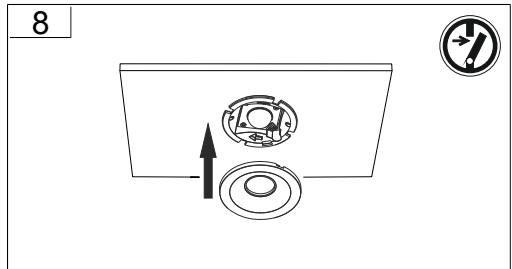
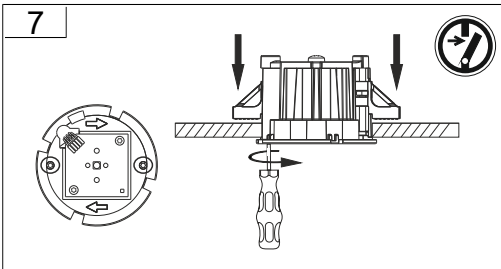
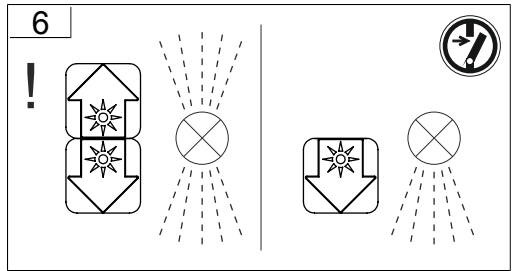
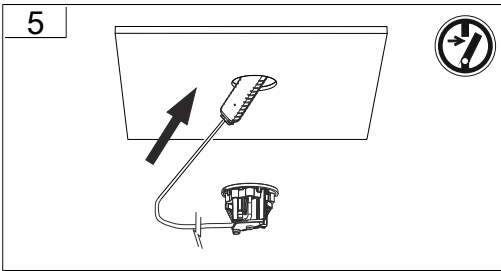
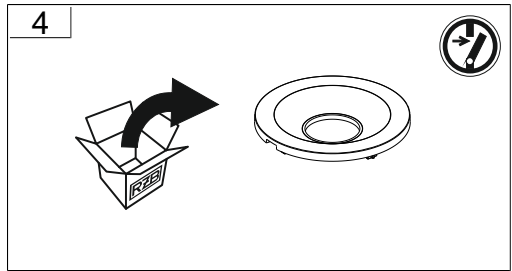
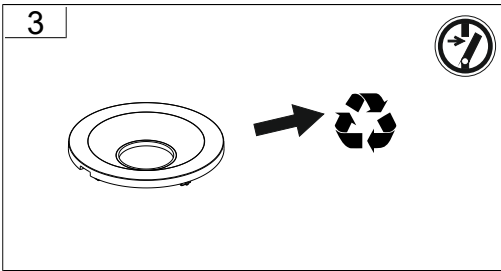
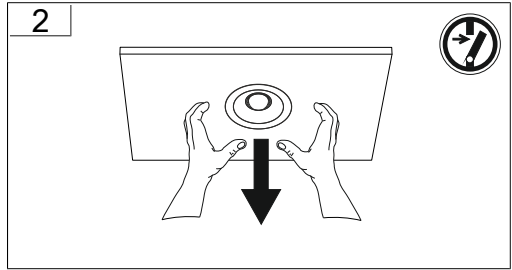
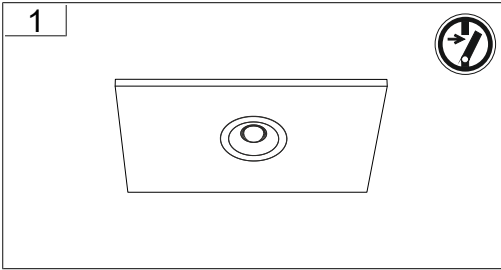


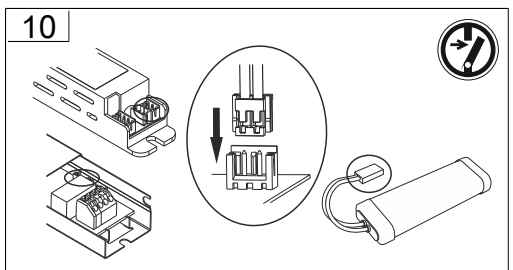
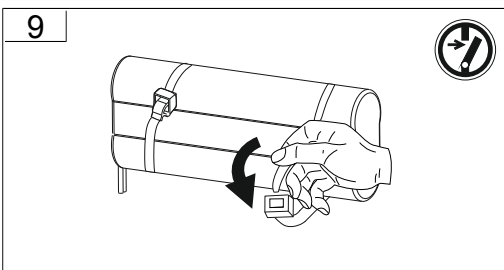
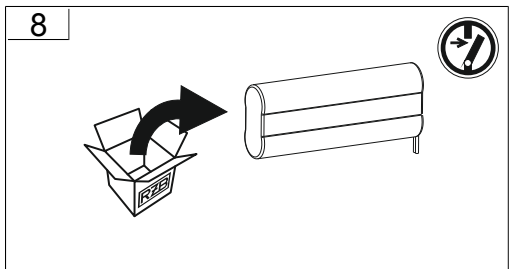
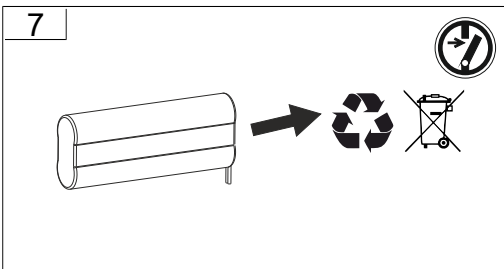
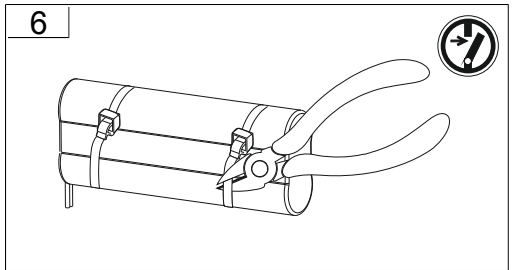
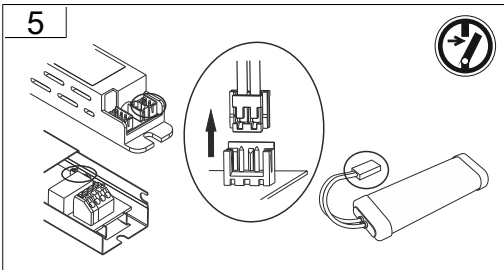
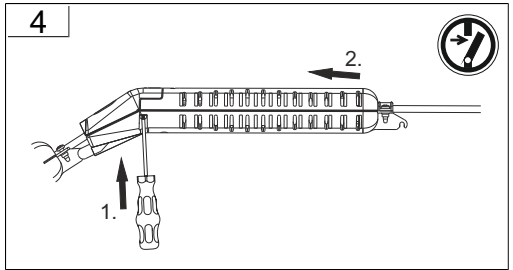
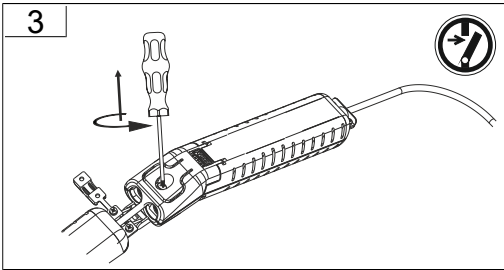
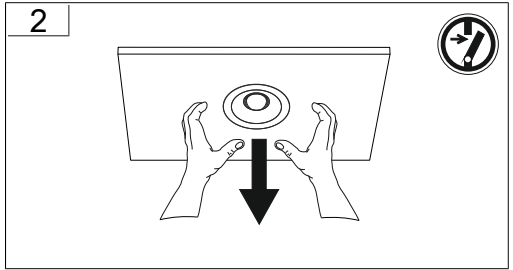
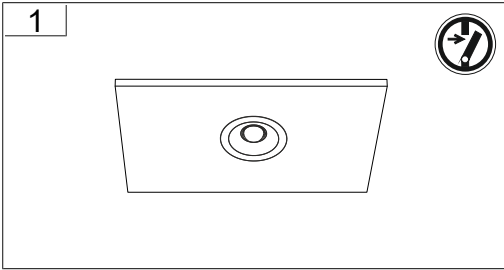


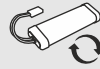












11

Inbetriebnahme Akku / Installation Battery

Datum / Date: *XXXXXXXX*

Unterschrift / Signature: *Max Mustermann*

| | | |
|-------------------|--------------------|----------------------|
| RZB | 67XXX.X.XXX | Battery X.X.V.X.X Ah |
| Typ/Type | X cells type: X-XX | |
| Permanent charge: | XX mA | t_m °XX°C |
| Production date: | Installation date: | |
| WWYYYY | YYYYYY | |

12

13

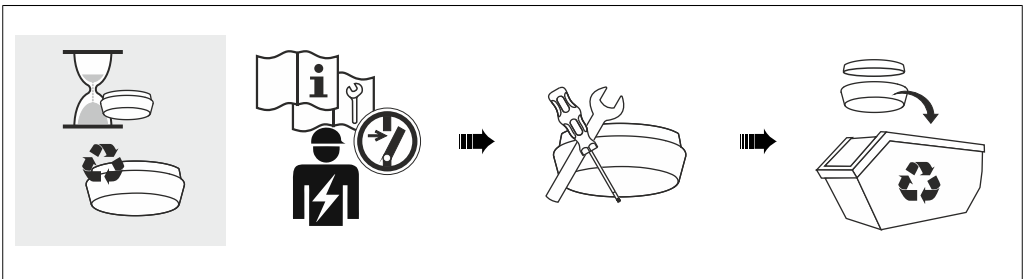
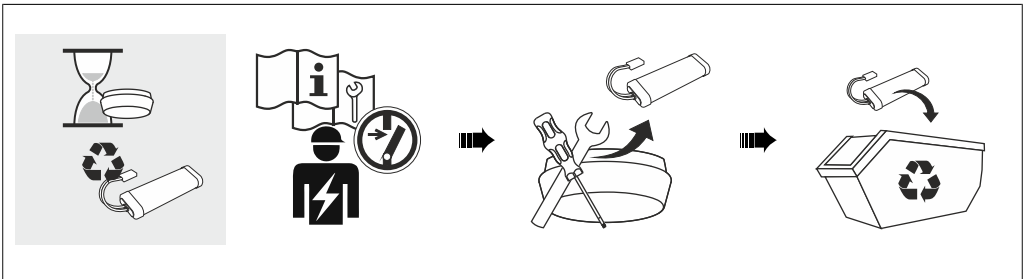
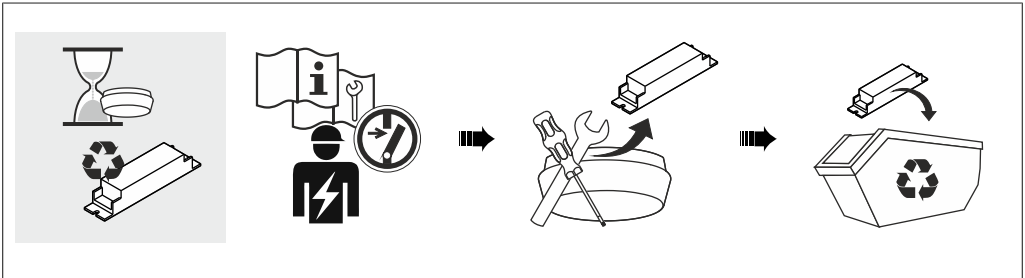
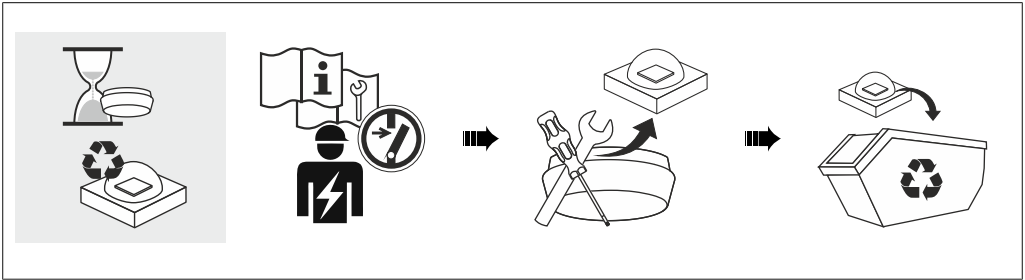
14

15

16

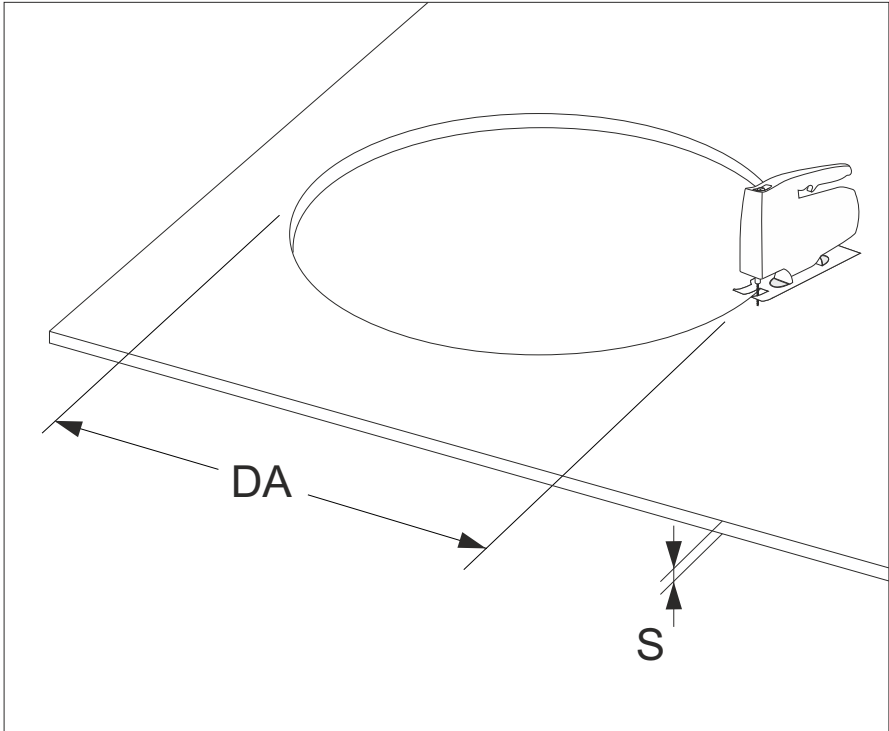
17

18





Ausschnitt / cutout



RZB - Rudolf Zimmermann, Bamberg GmbH

🏠 Rheinstraße 16, 96052 Bamberg

☎ 0951/7909-0

📠 0951/7909-198

🌐 info@rzb-leuchten.de